

CO₂ to jet: Context and Concepts

Bart Vandegehuchte

TUCK foundation event
20-03-2023


The e-fuel scene

‘**Electrofuels**, also known as **e-fuels** or **synthetic fuels**, are a type of **drop-in replacement fuel**. They are manufactured using captured **carbon dioxide** or carbon monoxide, together with hydrogen obtained from **sustainable electricity** sources such as wind and solar power’.

C=O bond strongest of double bonds
Need for green hydrogen



High energy requirement



CO₂ & SUSTAINABILITY

R&D LINE

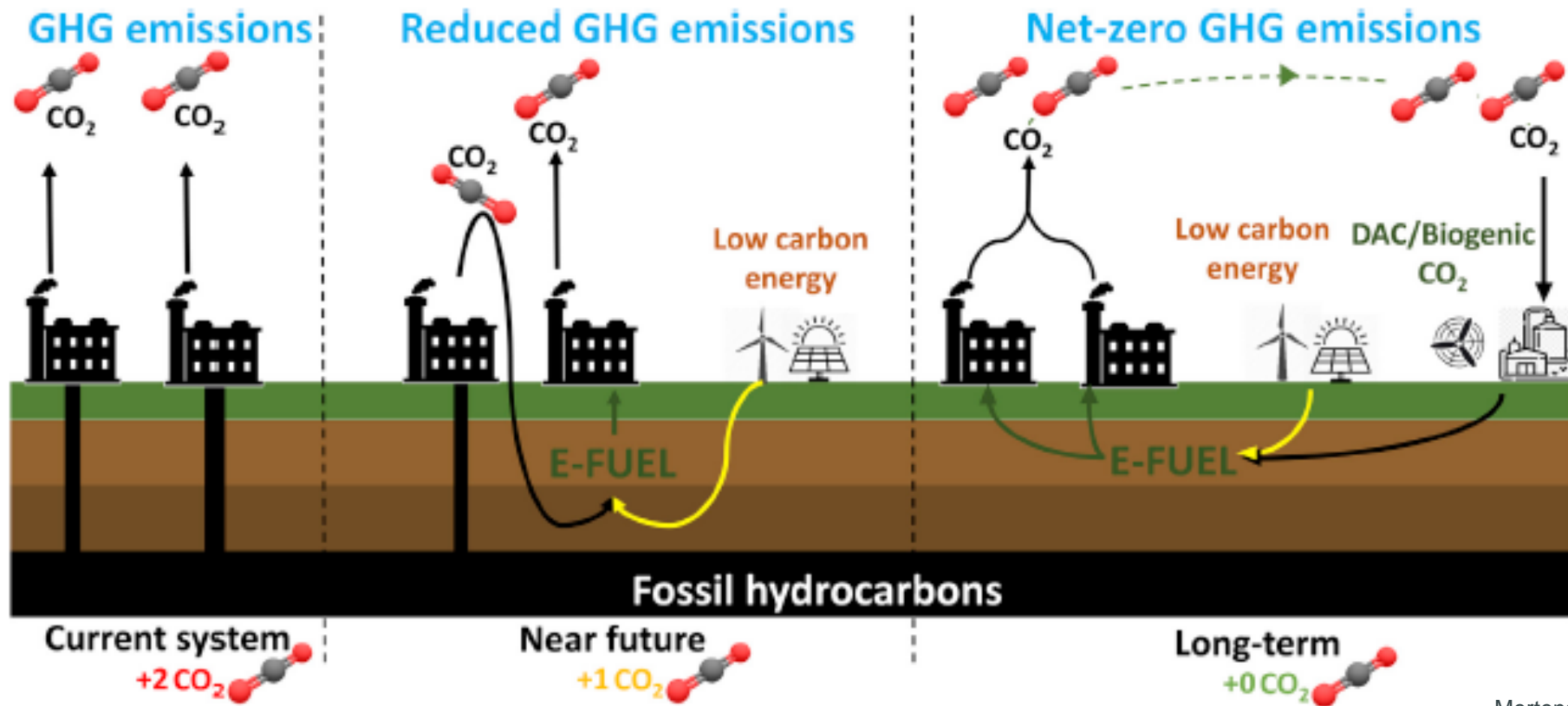


e-Fuels for climate mitigation

Potential to **avoid the use of fossil carbon**

Only makes sense if produced from **renewable energy**

Best applied to sectors difficult to abate, e.g. **long-haul transport**



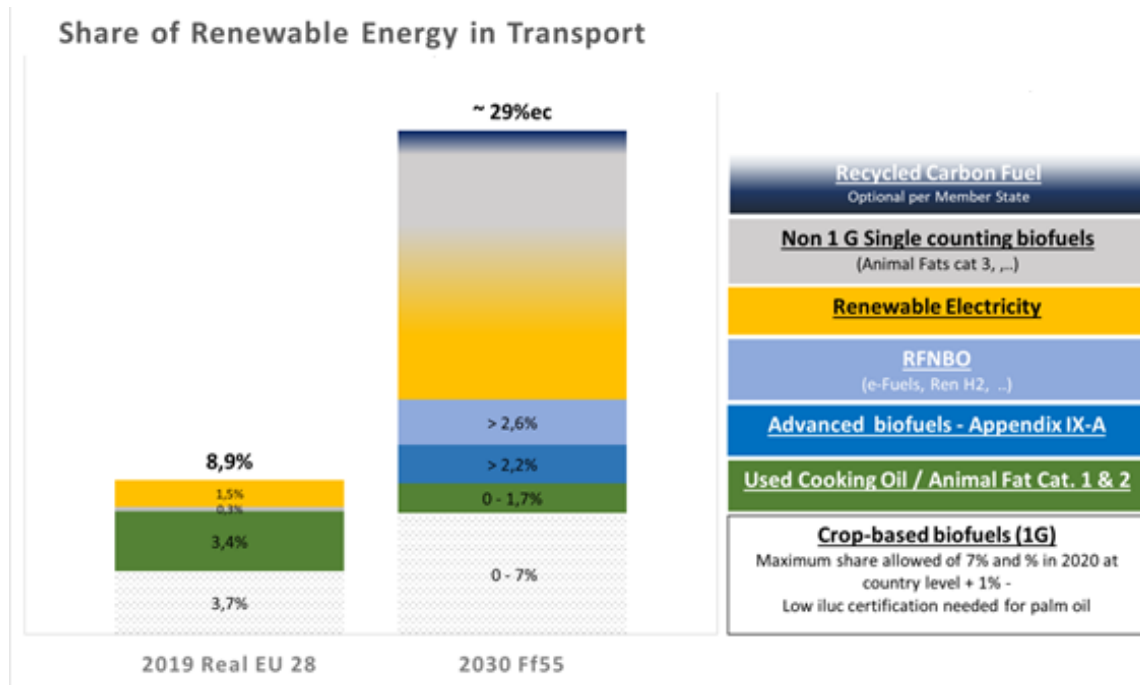
e-Fuels in EU guidelines



Fit for 55 Package – Policy proposal to achieve a 55 % reduction in GHG emissions by 2030 compared to 1990

Renewable Fuels of Non-Biological Origin (**RFNBOs**) incentivized → renewable electricity, green hydrogen, e-fuels

13 % emissions reduction for transport sector, emphasis on **marine and aviation transport**



year	SAF	e-jet
2025	2	--
2030	5	0.7
2035	20	5
2040	32	8
2045	38	11
2050	63	28

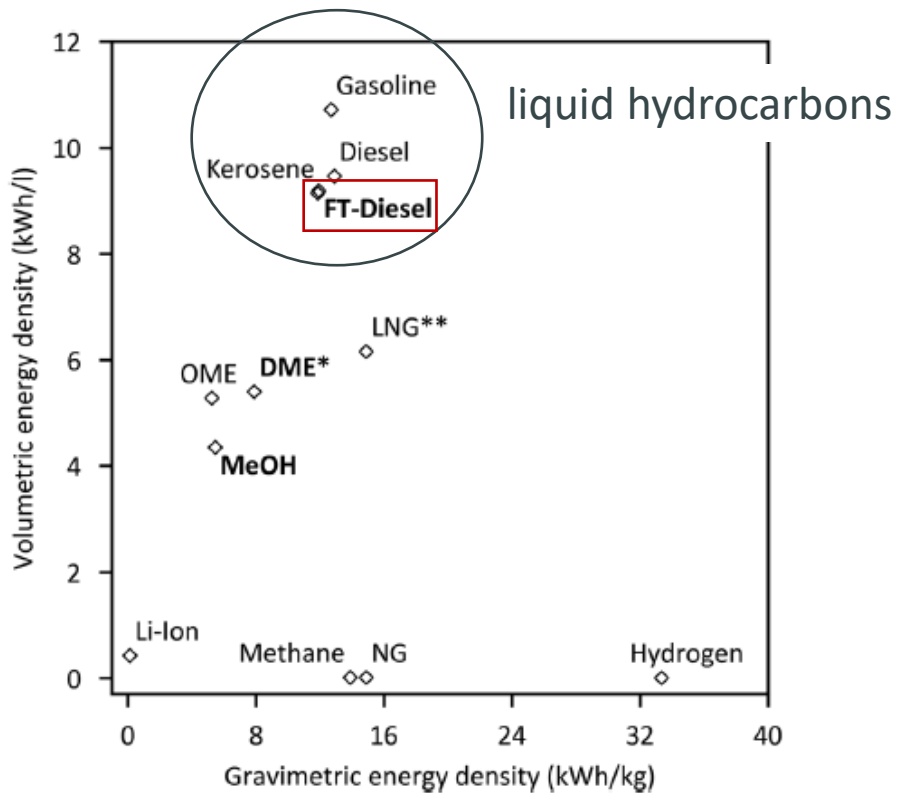
RFNBO acknowledged if **GHG savings > 70 %**

FF55 Package

e-Fuels for aviation: e-jet



Need to approach **energy density and cold-flow properties** of A-1 Jet fuels



Dieterich et al. – Energy Environ Sci 2023

7 SAFs approved for **up to 50 % blends**
more than a dozen pathways pursuing certification

ASTM ⁽¹⁾ approved pathways		Blend limit
FT	Fischer-Tropsh Paraffinic Kerosene (FT-SPK)	50%
HEFA	Hydroprocessed Esters and Fatty Acids (HEFA-SPK)	50%
SIP	Hydroprocessed Fermented Synthesized Isoparaffins	10%
FT-A	FT SPK with Aromatics	50%
ATJ	Isobutanol and Ethanol to Jet Synthesized Paraffinic Kerosene	50%
CHJ	Catalytic hydrotherolysis jetfuel	50%
HHC	Biological derived hydrocarbons from algae	10%

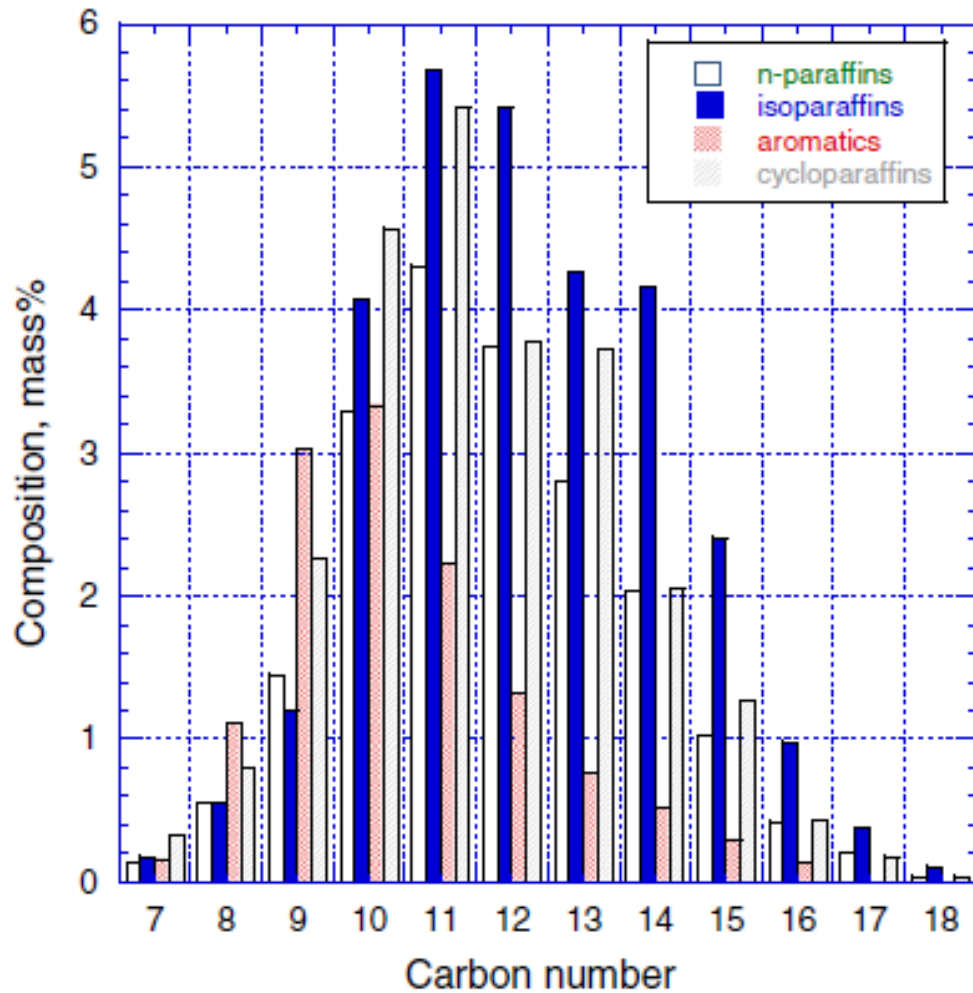
⁽¹⁾ASTM D7566

 eligible for e-jet

e-Jet as 100 % drop-in fuel : a challenge



conventional jet fuel composition:



Jet A and jet A-1 contain **8-25 vol% aromatics**

Need for CO₂ conversion technologies to:

n/iso-paraffins in C₇-C₁₈ range

multi-substituted aromatics

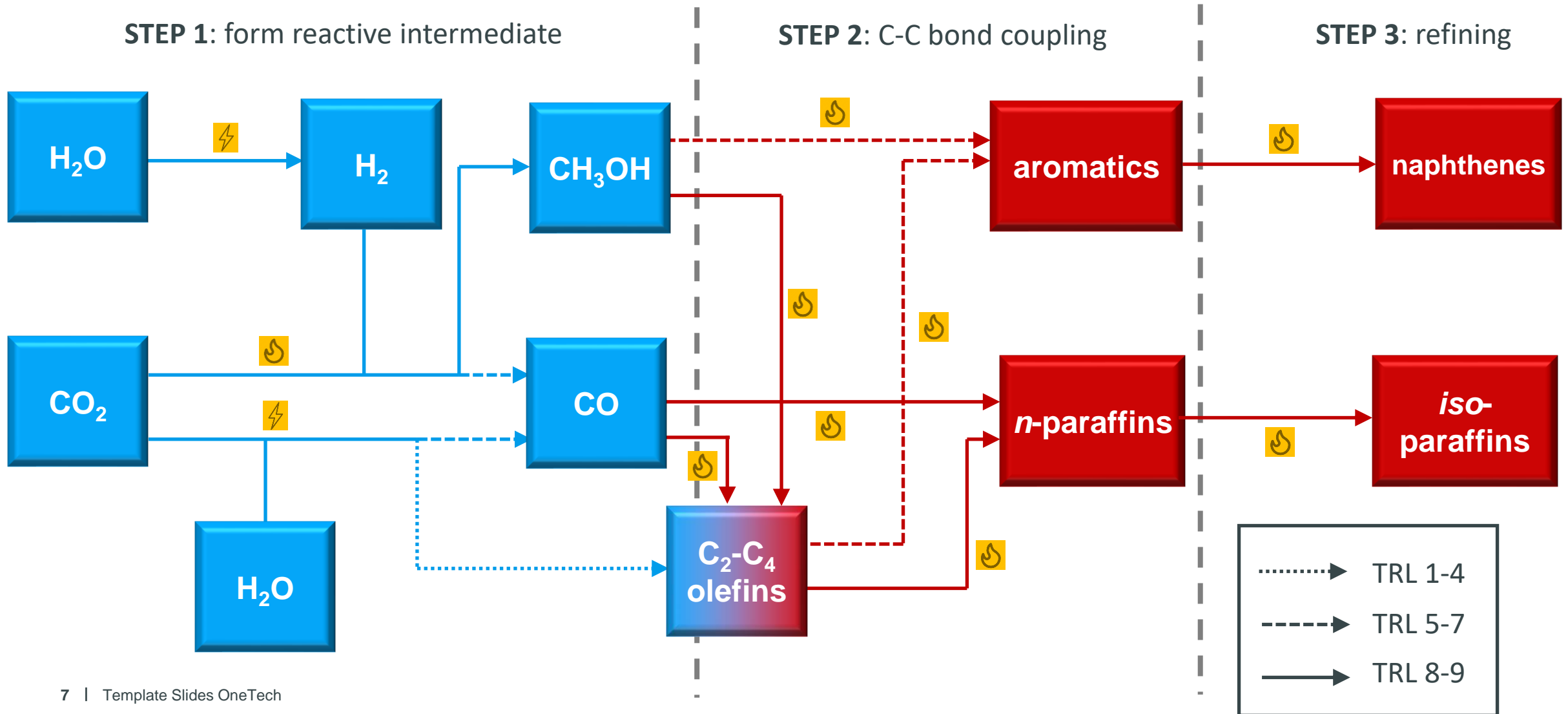
} Blended in correct amounts

jet fuel property	<i>n</i> -paraffin	<i>iso</i> -paraffin	naphthene	aromatic
energy content				
gravimetric	+	+	0	-
volumetric	-	-	0	+
combustion quality	+	+	+	-
low-temperature fluidity	--	0/+	+	0/-

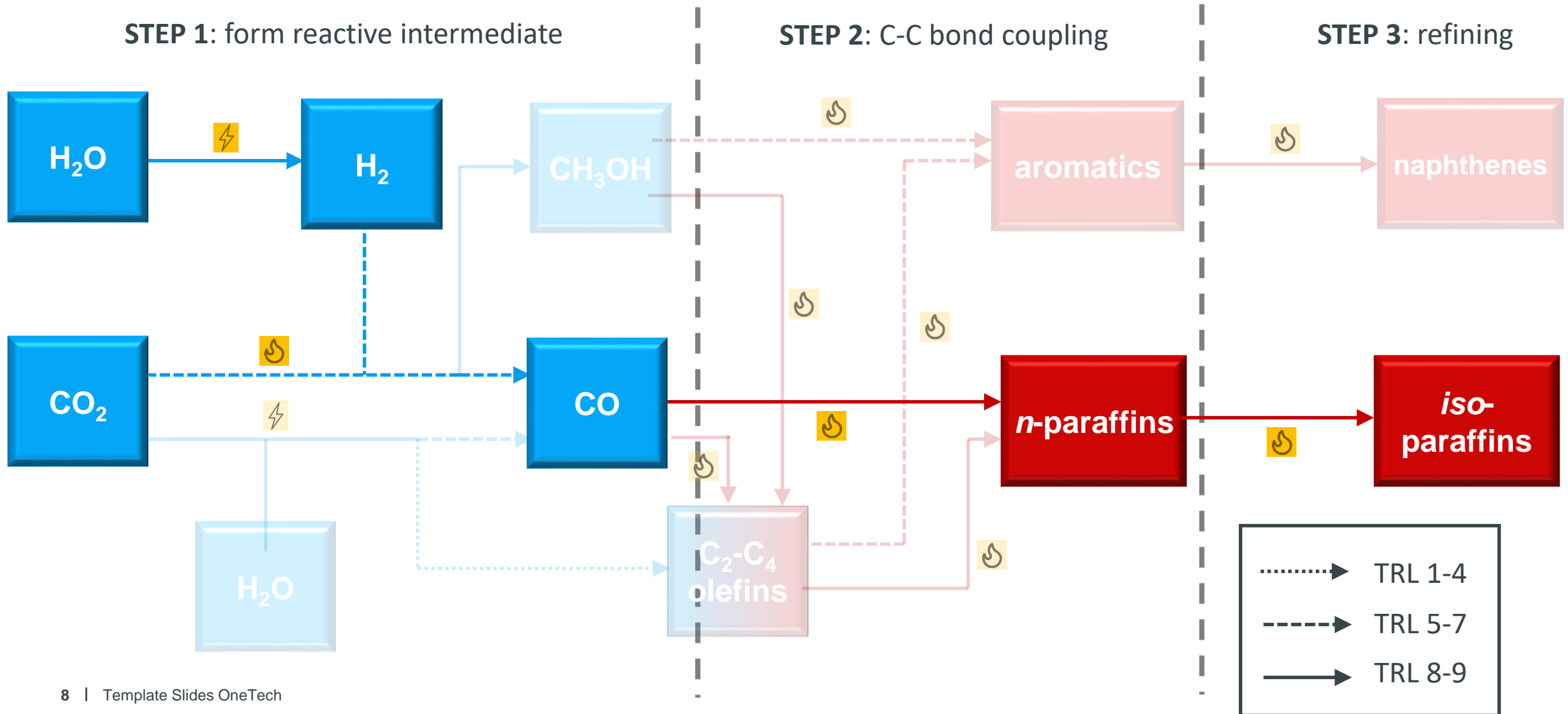
Colket et al. – AIAA J 2017

Chevron Aviation Fuels 2007

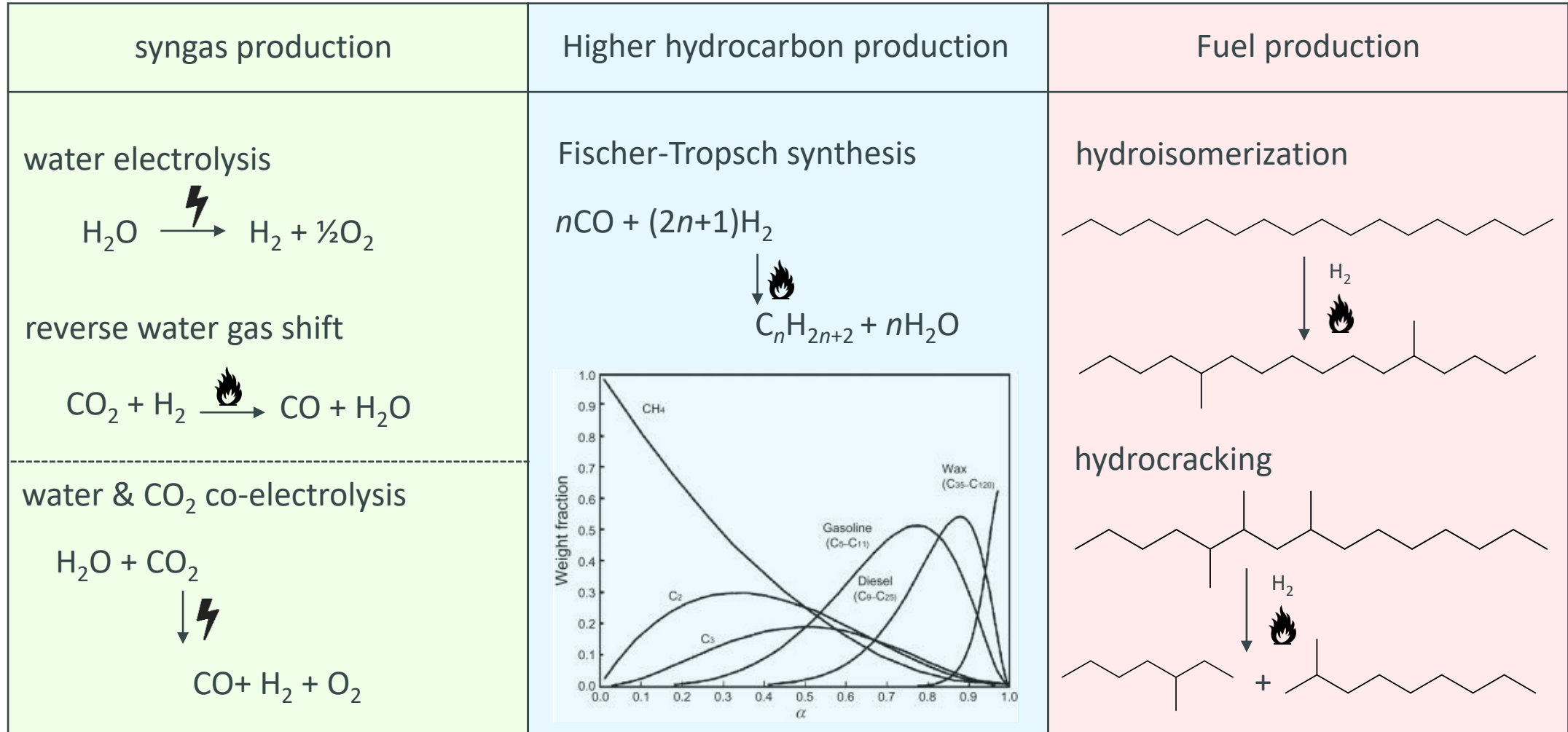
CO₂ to e-jet : a multitude of pathways



CO₂ to e-jet : a multitude of pathways



CO₂ to e-jet: Focus on Fischer-Tropsch route



e-Fuel plants of today and tomorrow



From e-fuel-alliance.eu website



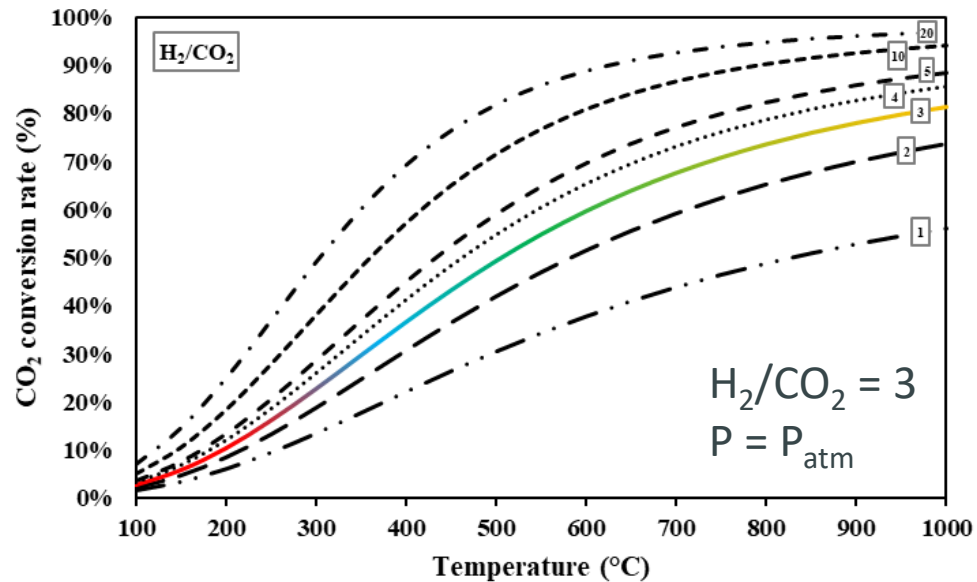
e-fuels from rWGS+FTS

	100 kt/y 2025
	12.5 MI/y 2024
	100 MI/y 2025
	4.4 MI/y 2025
	0.5 MI/y 2025
	Next GATE Bilbao Decarbonization Hub

Main challenge: reverse water gas shift

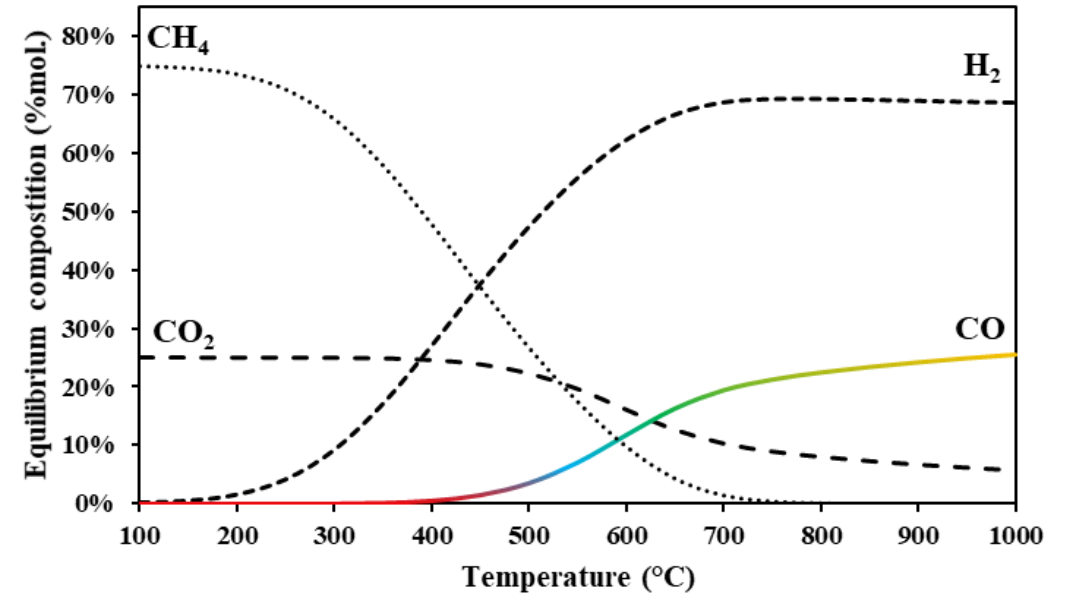


1. Thermodynamically limited



$$X_{\text{CO}_2}(400^\circ\text{C}) = 37\% \quad X_{\text{CO}_2}(800^\circ\text{C}) = 74\%$$

2. Methane formation favored

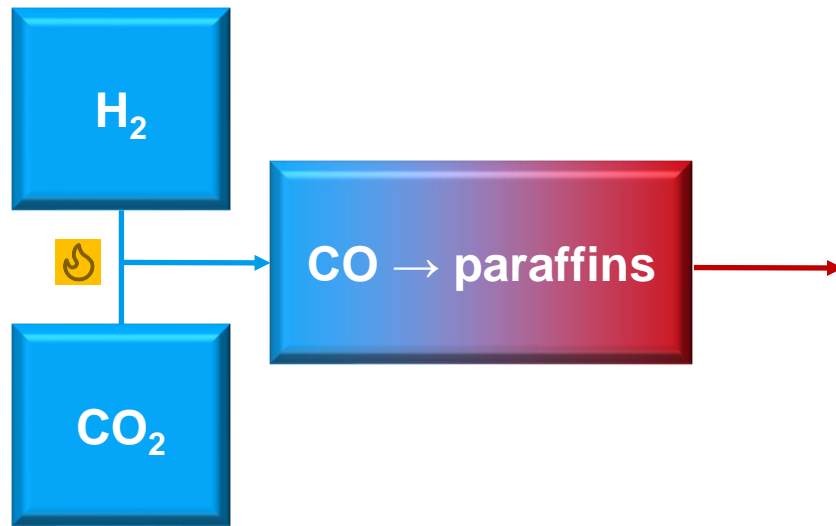


$T > 600^\circ\text{C} \rightarrow \text{rWGS} > \text{methanation}$

STRATEGY 1 – High temperature operation ($> 700^\circ\text{C}$), push CO₂ conversion → **current/future (demo)plants**

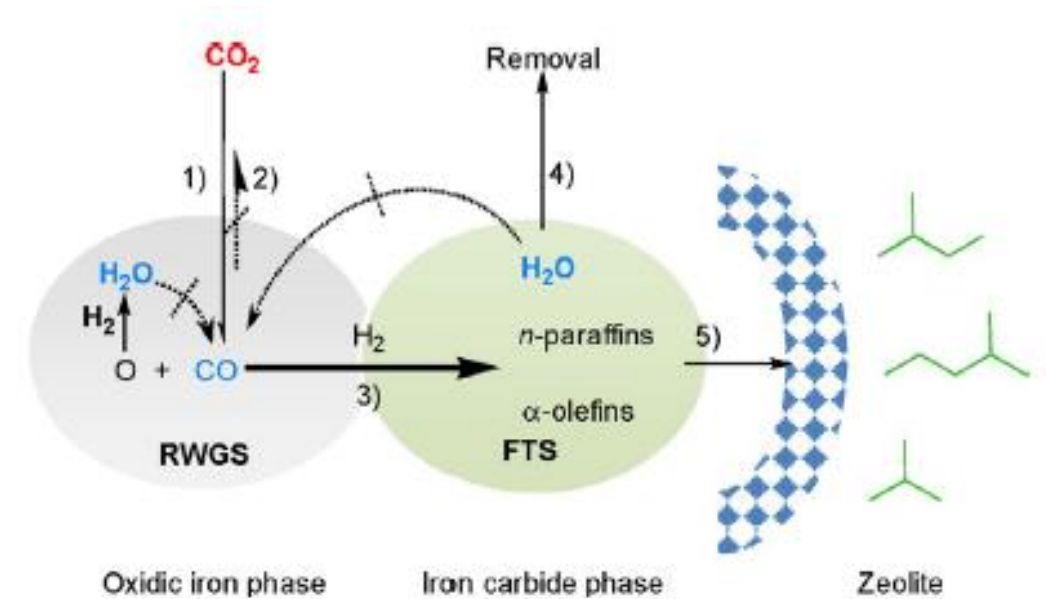
STRATEGY 2 – Low temperature operation ($< 500^\circ\text{C}$), block pathway to CH₄ → **academic research**

Single-step production : a feasible alternative?



- + Less capital intensive
- + Tackle thermodynamic constraints
- Low TRL 3
- Process run at suboptimal conditions for rWGS and FTS
- Smaller paraffins formed

iron-based catalysis



Geng et al. – ChemCatChem 2016

state-of-art performances:

$X_{\text{CO}_2} \sim 35\text{-}40\%$ $S_{\text{C}_{5+}} \sim 60\text{-}65\%$

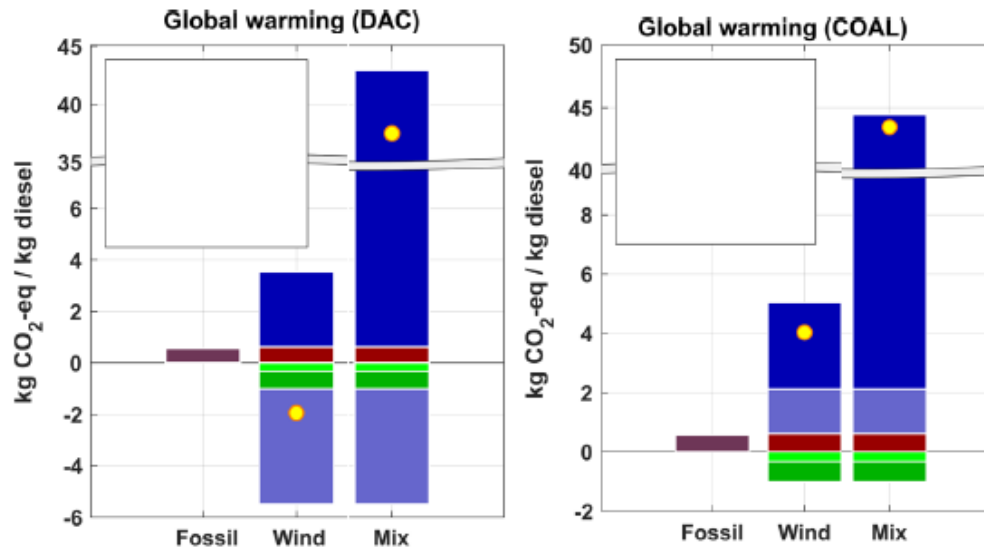
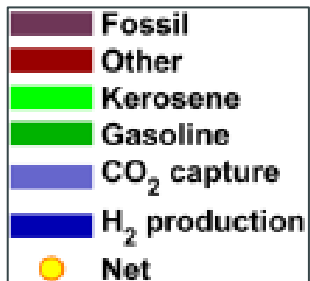

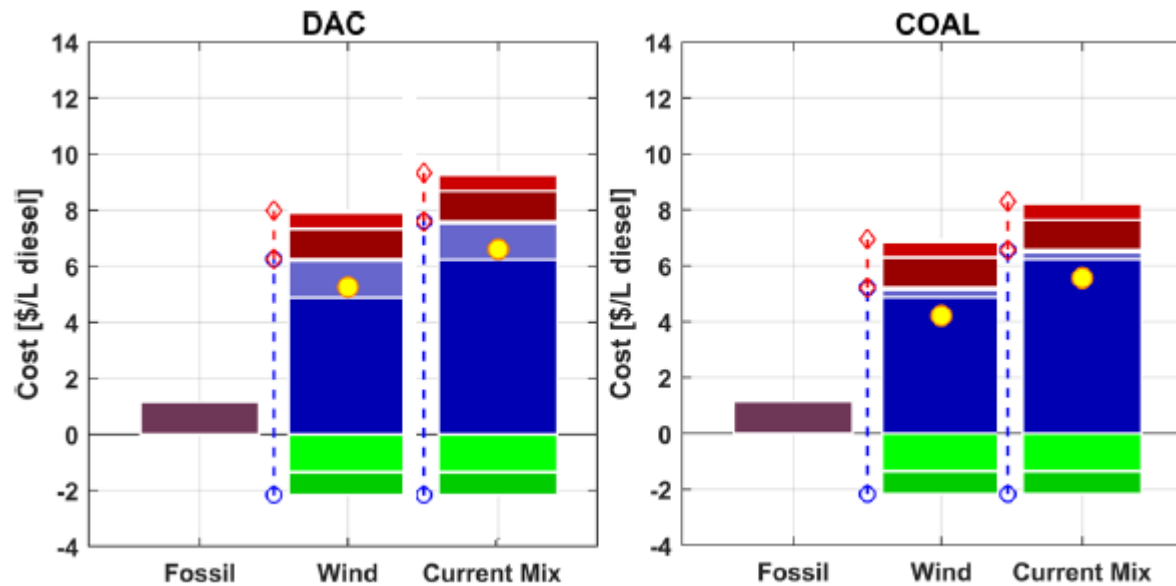
Techno-economic & Life cycle analysis



TEA

FT e-fuels will be
(much) more
expensive at start

- ✓ electricity price
- ✓ carbon tax



LCA

FT e-fuels do not always
mitigate climate change

- ✓ electricity source
- ✓ CO₂ source

